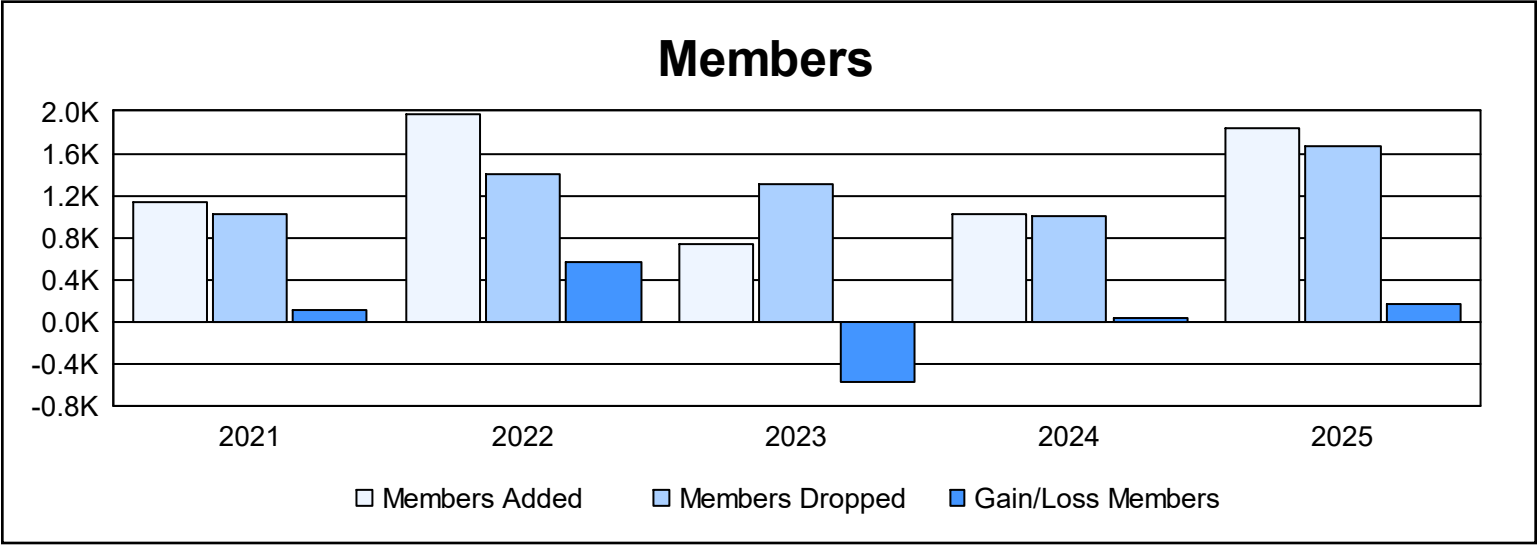
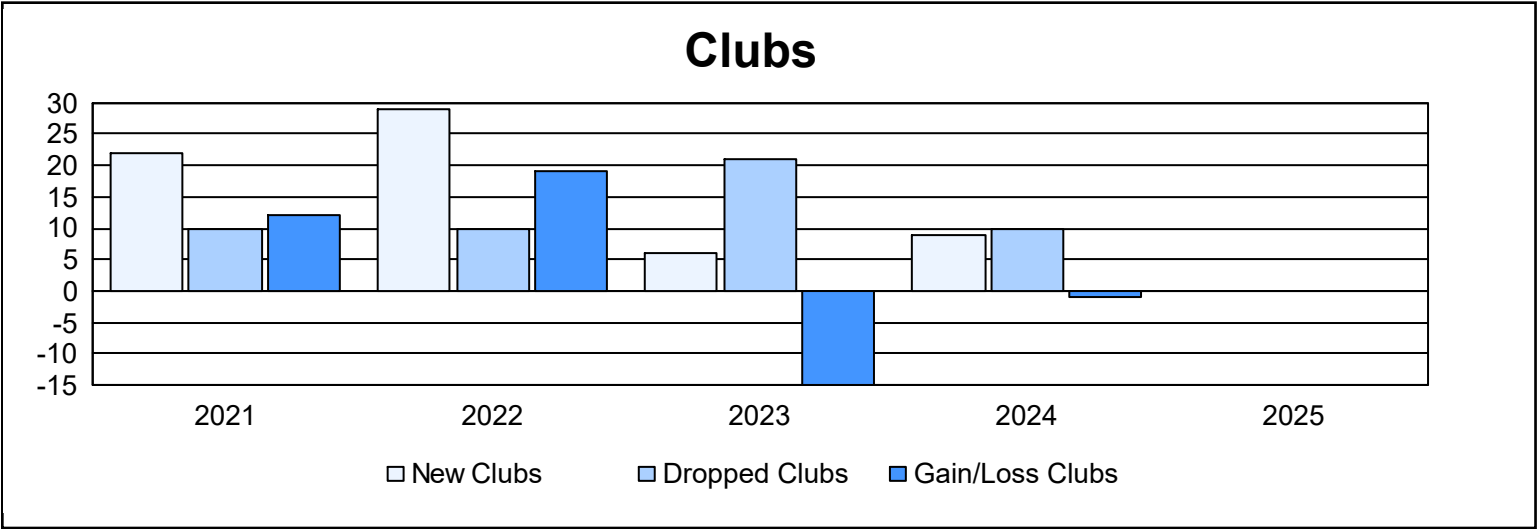
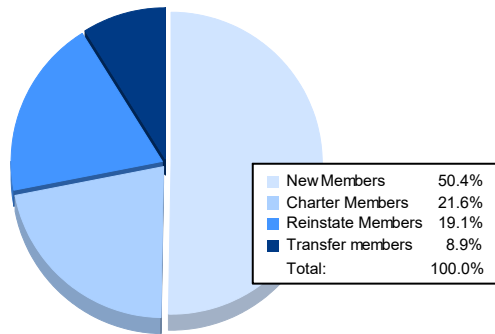


Year	New Clubs	Dropped Clubs	Gain/ Loss Clubs	New Members	Charter Members	Reinstate Members	Transfer Members	Total Member Added	Total Members Dropped	Gain/ Loss Members
2020-2021	22	10	12	450	571	100	6	1,127	1,013	114
2021-2022	29	10	19	936	766	196	73	1,971	1,406	565
2022-2023	6	21	-15	413	250	59	21	743	1,315	-572
2023-2024	9	10	-1	607	260	128	34	1,029	993	36
2024-2025				927	397	352	164	1,840	1,668	172
Average	17	13	4	667	449	167	60	1,342	1,279	63



### Membership Composition June 2025 Cumulative



### Gender Composition June 2025 Cumulative

